




Car Park Ceiling leaks can be managed

Many factors can result in leaks from the concrete slab that forms the ceiling of Car Parks. The water percolates through the concrete as an alkaline solution and can cause damage to Vehicle duco. The effected areas can be managed effectively with negative tanking techniques and evaporation trays.

PRODUCTS USED:

Contec PLUG – Rapid setting compound
Contec C1 – Crystalline growth compound
Micraflex FR and Sikaflex PRO - Polyurethane
Galvanised Drip Trays with brackets



'HOW TO' INSTRUCTIONS



APPLICATION METHOD:

Working on ceilings is messy, so the use of drop sheets, protective clothing and eye wear is often beneficial.

Treating Concrete Cracks and Leaks:

For flowing or constantly dripping areas in the concrete ceiling remedial action is required.

When the concrete has cracks or very wet, then the first action is to chase into the concrete to remove weakened concrete and form a crevasse for fresh product.

Next, stop the water flow. Apply a putty mix of Contec PLUG deep into the area held firm for 5 minutes while the product cures. Using gloves you will feel the heat from the chemical reaction. Once set, fill the rest of the crevasse with Contec C1.

Finally, apply one or two slurry coats of Contec C1 over the broader area.

Installing the Drip Trays:

Measure each area to correspond with making the tray to fit. The trays come with male and female shapes, set the tray to the desired length, rivet the trays to size, then polyurethane the joint and corners. We recommend the insides of the trays be coated with Micraflex F.R – waterproofing membrane, which can be prepared off site or on site.

When trays are ready size up the positions of the brackets, marking the ceiling. With masonry drill create holes. Place tray and brackets in place and secure with masonry anchors.

SAFETY CONSIDERATIONS:

SAFETY:

Wear rubber gloves to protect skin. When mixed with water or perspiration C1 may affect skin, avoid contact with eyes.

FIRST AID TREATMENT:

Immediately wash skin with clean water, irrigate eyes with clean water, and seek medical attention for alkaline contact.