

Training Night Remedial – Injection & Repair Mortars

March 2019

An overview of Remedial Waterproofing discussed finding the source of the problem, often identified as a break down of structural conditions. Substrate correction or preparation is often required prior to adopting multi-defence waterproofing strategies



Demonstrating structural crack repair using
syringe delivery of Sikadur 52 Epoxy.





Tighten packers in pre drilled holes



Inject polyurethane fluid into cavity under pressure



Repeat injection along the cavity




Repeat process




As fluid dries it will expand in the cavity

Demonstrating the injection of Hydrophobic or Hydrophilic polyurethanes as a waterproofing strategy.


Products:
CY-1000 Injection pump
Sika Fix HH



Mix to correct water ratio



Hand shaping with excellent bonding



High structural strength, easy to apply

Demonstrating the use of structural repair mortars using Sika MonoTop 352 NFG.

